

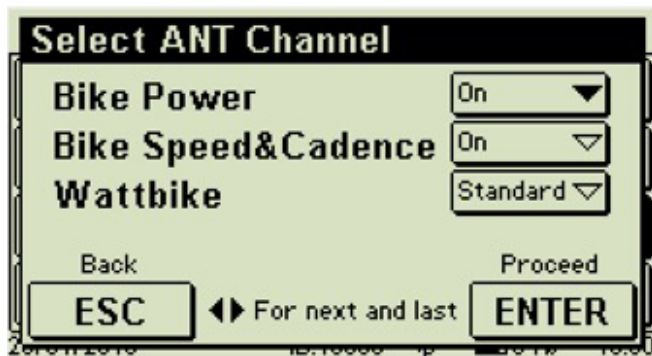
How to Connect to the Sufferfest App Via ANT+



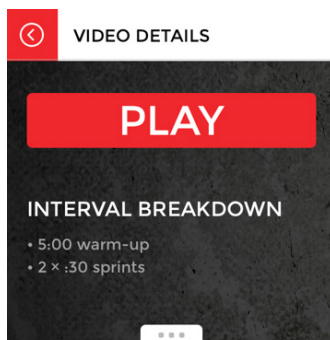
wattbike

Connecting to the Sufferfest app

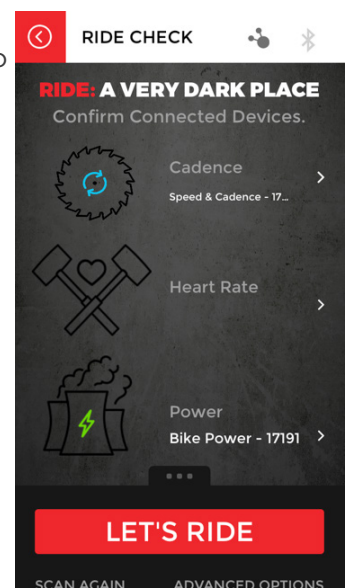
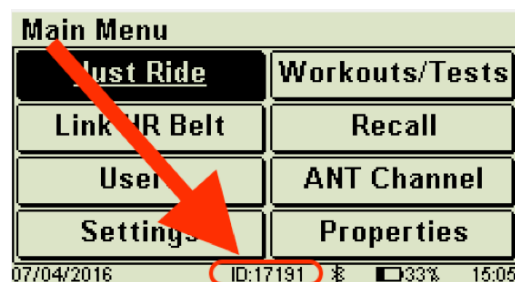
- Download and install the Sufferfest app on your phone from the app store and log in using your details
- Turn on the WPM and ensure the correct ANT+ settings are set up in the WPM. Sufferfest can only work through ANT+ with the WPM, Bluetooth is not currently an option.



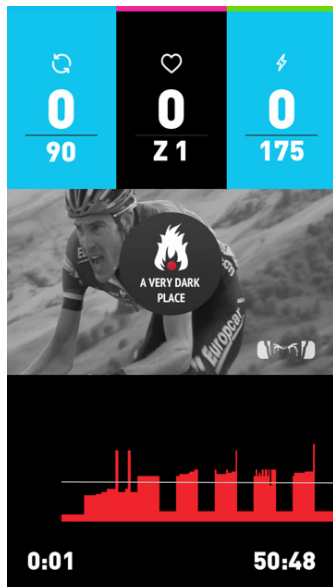
- Insert an ANT+ phone dongle (wahoo adapter) and select your workout, press 'PLAY'



- The 'Ride Check' screen will appear where you select the devices you would like to connect to. For this step ensure you select the serial number of the Wattbike Monitor you are riding on. This can be found on the bottom line of the monitor screen and is the last four or 5 digits of the monitor serial number found on the back of the monitor.



e) Touch 'LET'S RIDE' and start riding



wattbike



Official Supplier of the UCI World Cycling Centre and its Satellite Centres